

Posters' Sessions – Evaluation Committee's Manual

Submission, assessment and poster sessions **calendar** (academic year 2017-18):

For students finishing their degree in February:

- Submission: from January 8, 2018 (at 00:00:00) until January 26, 2018 (at 23:59:59).
- Assessment (grades and the evaluation reports): deadline is February 2, 2018 (at 23:59:59).
- Confirmation of participation at the Poster Sessions: from February 3, 2018 (at 00:00:00) until February 6, 2018 (at 23:59:59).
- Submission of Poster's pdf: from February 3, 2018 (at 00:00:00) until February 9, 2018 (at 23:59:59).
- Poster Sessions: February 14 and 15, 2018.

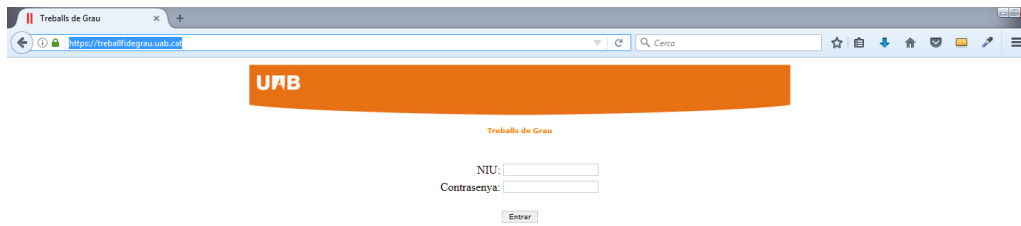
For remaining students:

- Submission: from March 26, 2018 (at 00:00:00) until June 8, 2018 (at 23:59:59).
- Assessment (grades and the evaluation reports): deadline is February 14, 2018 (at 23:59:59).
- Confirmation of participation at the Poster Sessions: from June 15, 2018 (at 00:00:00) until June 18, 2018 (at 23:59:59).
- Submission of Poster's pdf: from June 15, 2018 (at 00:00:00) until June 25, 2018 (at 23:59:59).
- Poster Sessions: From June 27 to June 29, 2018.

After the deadline, access to the submitted Bachelor's Degree Final Projects or evaluation reports will still be open, however no changes (new submissions or modifications) will be possible.

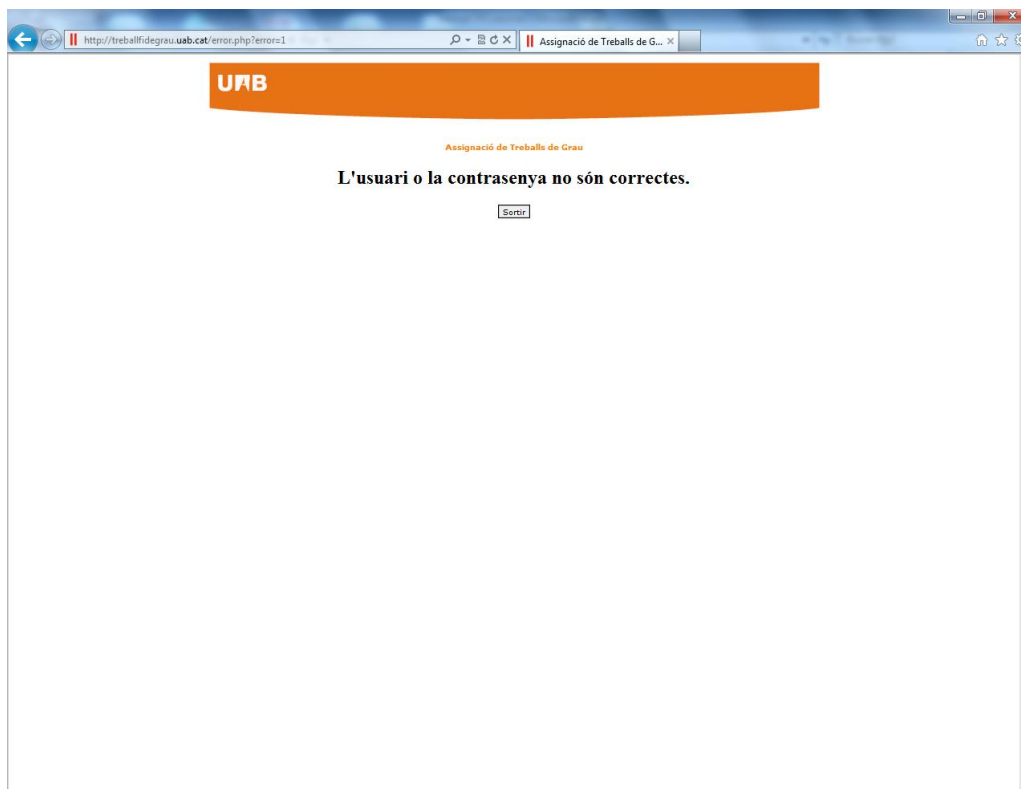
To submit your Bachelor's Degree Final Projects, please visit the following page: <https://treballfidegrau.uab.cat> (application in Catalan). The following steps guide you for a successful submission of your project:

First of all, you need to identify yourself:

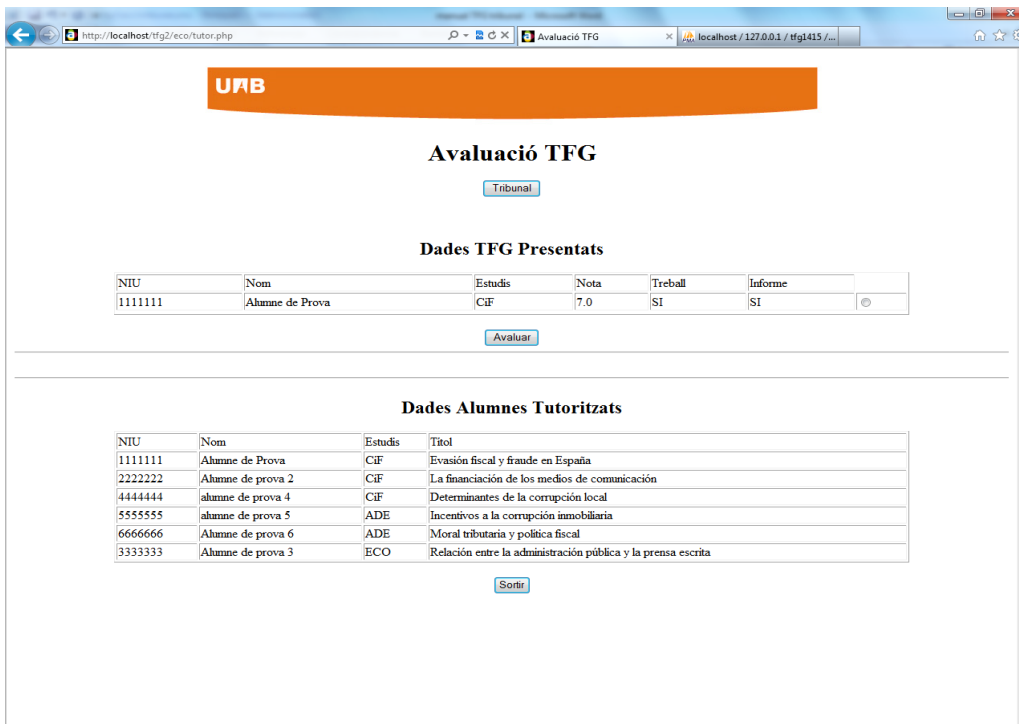


You need to introduce your NIU and your password (*Contrasenya*). If your identification is incorrect, you will see the following message:

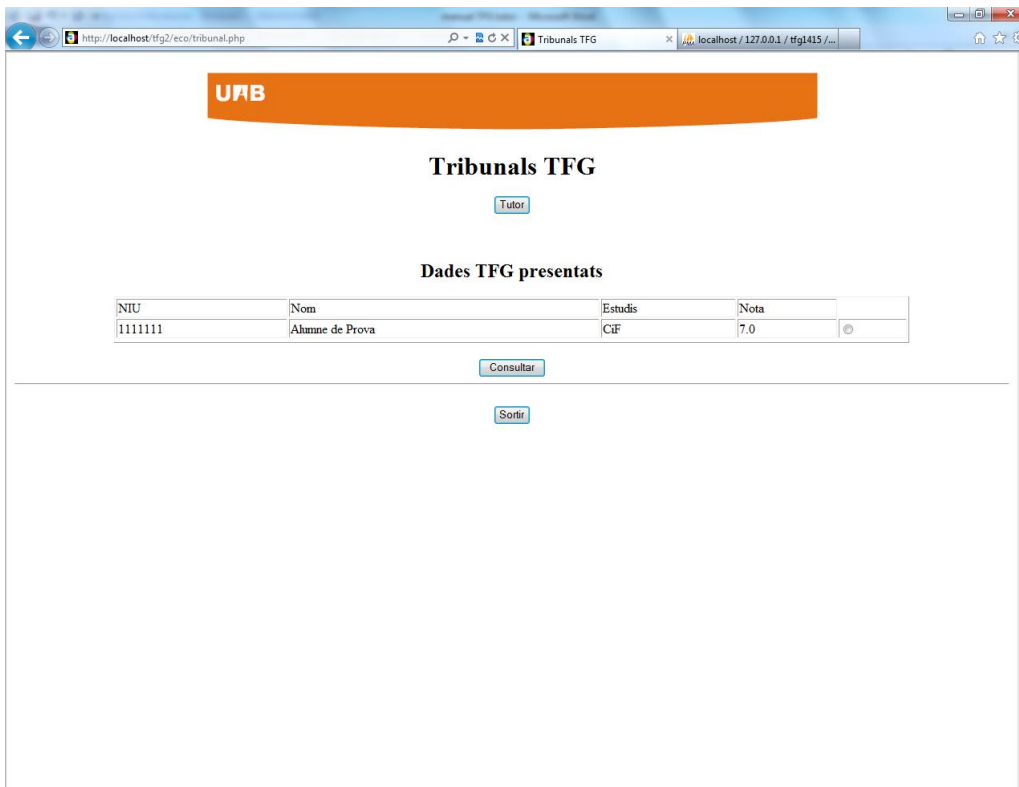
“The user or password is wrong”



If you are also a tutor, besides being **member of an Evaluation Committee**, you will find two buttons at the top of the screen: **“Tribunal”** (*Evaluation Committee*), as member of an Evaluation Committee, and **“Avaluar”** (*Evaluate*) as tutor. If you are not a tutor, you only will find the button “Tribunal”.



When you click to **“Tribunal”**, you will find a search screen where you can select a student with a click to button *Consultar (Search)*:



Once you have selected a student, you will find a screen where you can download its TFG (*Document Treball*), the tutor’s evaluation report (*Informe Avaluació*) and its poster (*Pòster Alumne*):

UAB

Consulta TFG

Dades TFG

NIU Alumne: 1111111
Nom Alumne: Alumne de Prova
Tutor: Tutor de Prova
Títol Inicial: Evasión fiscal y fraude en España
Estudis: 947 Cif

Presentació TFG

Títol Treball: títol del treball
Nota Avaluació: 7.0
Document Treball: [Treball Alumne 1111111](#)
Informe Avaluació: [Avaluació Alumne 1111111](#)
Pòster Alumne: [Pòster Alumne 1111111](#)
Atenció: Algunes versions de Firefox poden donar problemes per veure els fitxers PDF.
