

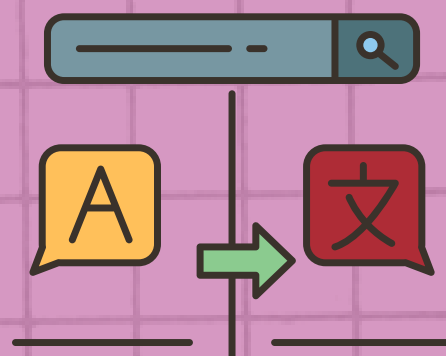


LANGUAGE EXCHANGES

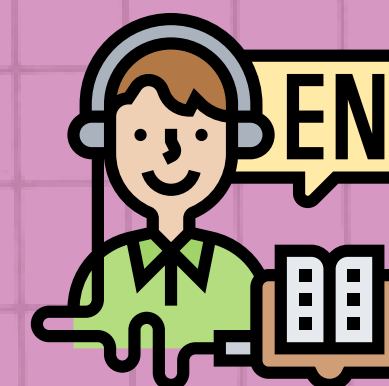
RECOMMENDATIONS AND PRACTICAL ADVICE *

UAB IDIOMES CAMPUS

* Based on the Support Guide for Language Exchanges[FMK1] , produced by the Language Services of the Catalan universities.




RECOMMENDATIONS AND PRACTICAL ADVICE




1. GET READY TO PRACTICE SPEAKING WITHOUT FEELING INHIBITED.
2. EXPERIMENT WITH AND EXCHANGE INTERCULTURAL ASPECTS.
3. ORGANISE FACE-TO-FACE OR ONLINE MEETINGS ACCORDING TO YOUR NEEDS.
4. SET UP A CALENDAR OF REGULAR MEETINGS IN LINE WITH EACH PERSON'S AVAILABILITY.

5. SET THE DURATION OF EACH MEETING AND THE AMOUNT OF TIME YOU WILL BE USING EACH OF THE LANGUAGES (AN EQUAL BALANCE OF USE IS RECOMMENDED).
6. SEEK COMMON INTERESTS THAT WILL ENABLE YOU TO PLAN LANGUAGE PRACTICE ACTIVITIES: DAILY, INFORMATIVE OR CULTURAL ACTIVITIES.
7. SET YOURSELF OBJECTIVES (LINGUISTIC, CULTURAL, PERSONAL) FOR EACH MEETING.
8. USE THE RESOURCES THAT YOU HAVE AVAILABLE TO IMPROVE YOUR LEARNING DURING THE MEETINGS.



FIRST MEETING




1. TALK ABOUT YOURSELF: WHERE YOU ARE FROM, WHAT YOU ARE STUDYING, WHAT LANGUAGES YOU SPEAK, ETC.
2. FIND OUT THE LEVEL OF THE OTHER PERSON FOR THE LANGUAGE YOU ARE OFFERING AND THE LEVEL THEY WANT TO ACHIEVE.
3. MAKE SURE THE CONVERSATION AND SPEAKING SPEED IS APPROPRIATE TO THE LEVEL OF THE OTHER PARTICIPANT.
4. DECIDE HOW YOU WANT TO CORRECT AND HELP YOUR PARTNER SO THAT YOU ARE BOTH COMFORTABLE DURING THE MEETINGS.
5. FIND REAL LIFE SITUATIONS TO PRACTICE YOUR KNOWLEDGE: GOING TO THE MARKET, ASKING FOR INFORMATION IN THE LIBRARY, ASKING FOR THE BILL IN A RESTAURANT, PAYING FOR YOUR METRO TICKET, ETC.
6. AT THE END OF EACH PRACTICE SESSION AGREE ON WHAT YOU WILL DO AT THE NEXT ONE.
7. AGREE ON WHICH CHANNEL OF COMMUNICATION YOU WILL USE.

RESOURCES



SUPPORT GUIDE FOR LANGUAGE EXCHANGES

Offers ideas, orientation and proposals for independently managing your language exchange and for reflecting on the similarities and differences between cultures and countries for when you have to live there and organise yourself.



80 TIPS

A guide giving information about different aspects of the way of life in Catalan society. Interesting for commenting on cultural aspects, similarities and differences, etc.



CONVERSEM ?

Support activities for beginner level Catalan outside the classroom.



FIRST STEPS. CATALAN AND SPANISH IN FIVE MINUTES.

A guide to familiarise yourself with the two most widely spoken languages in Catalonia: Catalan and Spanish.

WHAT CAN I DO DURING THE MEETINGS?



TALK ABOUT THE SERIES AND FILMS YOU'VE WATCHED, SONGS YOU LIKE AND ARTICLES THAT YOU'VE READ.



TALK ABOUT YOUR CULTURE, STUDIES AND DAILY LIFE.



DO ACTIVITIES WITH THE RESOURCES WE HAVE SUGGESTED.



INVITE YOUR PARTNER TO DO THE THINGS YOU NORMALLY DO WITH YOUR FRIENDS: SPORT, CINEMA, TRIPS OUT, ETC.



DO DAY TO DAY ACTIVITIES: GO SHOPPING, GO FOR A DRINK, GO TO THE LIBRARY.

AND A LONG ETCETERA!

