


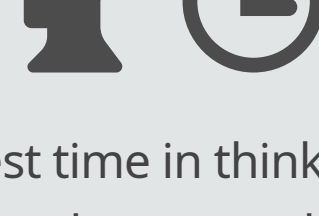
THE UNIVERSITY ONLINE AN OPPORTUNITY TO INNOVATE




recommendations



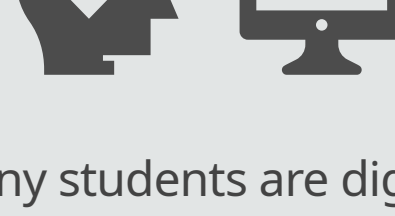
Focus on didactics, not on the platform



Invest time in thinking of how to use the new technologies to make the most out of this teaching experience




Take advantage of the characteristics of interactivity



Many students are digital natives. Make the most of this and apply it to your online teaching



This is an opportunity to innovate



The online environment opens us up to new ways of teaching and experimenting with new methodologies and learning tools




THE UNIVERSITY ONLINE IS MUCH MORE THAN JUST TOOLS AND TECHNOLOGY

Plan your communication with your students in a way that facilitates and fosters participation




Explain to them how the online teaching will take place by publishing an outline of the subject in PDF format or with a short video




Use the [forum](#) for public tutorials, where students can share their questions and learn from the doubts everyone has



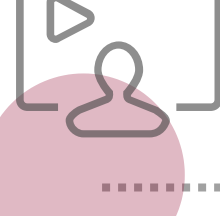
Use Teams when you want to offer a class online or a chat with all your students simultaneously



Use Moodle for instant messaging or the UAB e-mail for one-on-one tutorials or to comment on activities



Plan a calendar in which students can see all key dates grouped together. Use notices in the Moodle classroom to announce any new activities or upcoming events



Explain a specific theme with a video presentation and then upload it to the Campus Virtual




You can record yourself doing the presentation or record your voice while you explain the presentation



[Quick guide. How to record a class and publish it on Campus Virtual](#)




[Quick guide. How to record a video lesson following a presentation and how to publish it on Campus Virtual](#)



Synchronous tutorials and classes with Teams



[Quick guide. How to do a chat with Teams](#)



Asynchronous classes and tutorials using forums, or planning activities with Moodle classroom resources



[Moodle classrooms: user's guide to good communication practices](#) (in Catalan)



Publish all useful material you find on Campus Virtual



Remember to use the evaluation tools that are available to you



Questionnaires, delivering [assignments](#), presenting projects on Teams, publicly defending projects



More links:



[\[Tools for online tasks for Teaching and Research Staff \(PDI\)\]](#)



[\[Moodle classrooms user's manual for lecturers\] \(in Catalan\)](#)